



TURF SUPPLIERS

INSTALLATION

A DIVISION OF ALL SURFACE PRODUCTS

PRODUCT CATALOGUE

LANDSCAPES - PETS - PLAYGROUNDS - SPORTS - COMMERCIAL - CUSTOM

About Turf Suppliers

Vancouver's #1 Artificial Turf Supplier & Installer Choice

Turf Suppliers Installation is a family-owned business with over 8 years of experience serving Vancouver and the Lower Mainland. We specialize in high-quality artificial turf products and expert installation services at competitive rates, offering a variety of blade finishes ideal for residential, commercial, indoor, outdoor, or sports spaces. Our durable, weather-resistant turf is non-toxic, pet-safe, and available in multiple colours. Installation is fast, taking a few hours to a day, and we offer customizable roll sizes to minimize waste. Customers can order online with pick-up or delivery options and consultations are available to help choose the best turf for your needs.

Natural Grass Look & Feel

- Realistic and durable.
- Minimal maintenance.
- Seamless installation process.

Our high-quality turf means cats and dogs are right at home as well. They can run, play, and take care of business without ever affecting the look of the turf – say bye to patches of dead grass.





Landscape Systems

Artificial grass is your solution to having an amazing yard without any hassles. No more fighting about who is going to cut the grass, wasting money on fertilizers, or water restrictions turning your efforts into brown, dry patches. We know you want to enjoy your lawn, entertain, and just feel good enjoying a beautiful outdoor space and we do just that.



Deck & Patios

Our turf is perfect for rooftops, decks, or patios, offering the feel of a green space without a yard. It works great as a floor covering over wood or concrete, especially when paired with turf foam underlay for added comfort.



Pet Systems

At Turf Suppliers Canada, we understand that pets are an important part of many families, and we welcome pet-friendly environments on our synthetic grass. With proper care and maintenance, artificial turf can be a great option for pet owners who want a safe and low-maintenance landscaping solution.



Golf

We offer attractive flags and cups designed for all your putting green install needs. Durable in quality and good for all-year-round weather.



ALLSURFACE

Installation

When it comes to the installation of our products, our sales team is dedicated to providing all the information and resources you need. We will assess the size and area that needs installation. We start the initial installation process by measuring out the space and square footage required for the turf. We ensure the exact specifications meet the amount of product needed.

Preparing the Area

Other preparations may be required depending on the surface where the artificial turf is placed.

- Dimensions and sizing are mapped out and measured as to how much product will be needed in terms of length and width and the type of cut that will be required.
- Outdoor areas with heavy traffic may require some weed-killing treatment a few weeks before the installation to ensure the growth of any unwanted vegetation is eliminated for a smooth application.
- The top level of the soil may also be removed and dug to eliminate any weeds or potential vegetation regrowth to ensure the turf can be laid on smooth flat ground and not abundantly absorbent of water and has an easy method of draining.
- Installing a potential drainage system if there is no drainage system on or near the lawn.

If our professionals recommend it. Alternatively, they may suggest leaving small gaps at intervals for drainage.

Laying of the Turf

- The experts will now cut, stretch, and lock in place all the areas the turf is needed.
- Infilling and ballasting of the turf will be followed to settle in the turf and make it stronger to adhere to the ground.
- The area will water it to ensure the fill stays and the grass absorbs the fill.
- Raking may also be required depending on the grass blade type.
- Let the turf settle in and do not use it or place anything on it for a short period to ensure it is secure.

Setting the Base

- The base is laid out and the material is set followed by moistening and shaping it by going over the foundation with tools and minor machinery.
- Parameters are then created to act as barriers and borders as to where the artificial turf will begin and end edging around the pavement and any structural figures as needed.

You may ask the experts any questions should you feel any safety or technical issues may arise in the future regarding the layout and structure of the base.

Installation Warranty

We take pride in providing top-quality synthetic grass products and professional installation services. To ensure your satisfaction with your new synthetic lawn, we offer a one-year warranty on all our installation services.

Our one-year installation warranty covers any defects in the installation process or materials used during the installation. If any issues arise related to the installation within one year of the installation date, we will promptly address and repair them at no additional cost to you.

Turf Maintenance

While our synthetic grass products require minimal maintenance, a well-maintained lawn will ensure its longevity and visual appeal. Here are some maintenance recommendations that can help to extend the life of your new synthetic lawn:

Routine Maintenance:

- **Debris Removal (Weekly or as needed):** Use a leaf blower, rake, or broom to clear leaves, twigs, and debris. Prevents decomposition and weed growth.
- **Brushing the Grass (Monthly or as needed):** Use a stiff-bristle broom to brush fibres upright, especially in high-traffic areas. Brush against the grain for best results.
- **Rinsing (Monthly or as needed):** Hose down the grass to remove dust, pollen, and debris. Helps to minimize odours in pet-specific areas.

Snow & Ice Care:

- Safely remove snow with a plastic shovel or leaf blower.
- Use sodium chloride sparingly for snow melting; avoid calcium or magnesium chloride.
- Rinse and brush the turf after the snow melts to restore appearance.

Stain and Spot Removal:

- **Food/Drink Spills:** Blot with a cloth, and rinse with water. Use a mild soap for tougher stains.
- **Oil/Grease:** Gently apply mineral spirits, then rinse.
- **Chewing Gum:** Harden with ice, and scrape off with a plastic tool.

Long-Term Care:

- **Professional Maintenance:** Schedule once a year for deep cleaning and inspection.
- Regularly brush the turf against the grain, use gentle hose pressure, and avoid heavy objects or vehicles on the turf.
- Keep the area free of debris, trim nearby plants, and remove weeds promptly.
- Add infill material as needed to maintain appearance and cushioning.
- Avoid using bleach, harsh chemicals, or parking on the turf.

Seasonal Maintenance:

- **Spring:** Remove debris, thoroughly brush the lawn, and inspect for wear or damage.
- **Summer:** Lightly water the grass on hot days. Remove any weeds around the edges and infill areas.
- **Fall:** Regularly remove leaves, brush the lawn, and clear debris before winter.
- **Winter:** Use a brush or blower for light snow; let heavy snow melt naturally. Avoid sharp tools to prevent damage. Inspect for ice buildup.

Special Considerations:

- **Pet Areas:** Remove solid waste daily, rinse with water, and apply pet-friendly disinfectant as needed. Brush and rinse frequently to prevent odour buildup.
- **High-Traffic Areas:** Brush more often and check infill levels periodically to maintain stability and cushioning.

Safety Precautions:

- Avoid placing hot objects like grills or fire pits on the turf to prevent melting.
- Use only recommended cleaning products; harsh chemicals can damage the grass.

It is important to note that **any animal damage to your synthetic lawn is not covered**. We recommend taking necessary precautions to prevent animal damage and discuss with us for solutions before the installation process. We strive for complete customer satisfaction and encourage you to reach out with any concerns. Our experienced team uses the latest techniques and tools to ensure proper, secure installation while minimizing potential property damage.

Product Warranty & Disclosures

Warranty

The 10 Year Limited Warranty on Turf Suppliers Artificial Grass begins when the artificial grass is purchased. The grass must be installed in accordance with Turf Suppliers' installation guidelines and specifications. The grass must also be maintained in accordance with Turf Suppliers' maintenance recommendations and such maintenance must continue throughout the warranty period.

The 10 Year Warranty is further limited to the period in which the turf is owned and maintained by the original purchaser. The basis of any warranty-related claim is the original authorized dealer invoice. Damage resulting from failure to follow these instructions will not be covered under this warranty. Installation guidelines and specifications, along with turf care recommendations, can be obtained from your dealer. Please register your warranty on our website turf-supplierscanada.com.

Blade Degradation

Turf Suppliers warrants that its artificial grass, when installed and maintained as recommended for proper use, will not display ultraviolet degradation resulting in blade deterioration or loss. Failure is defined as the loss of 50% of the tufted product's blade, based on the original weight of the product at the time of manufacturing (per test method ASTM D5848). Actual degradation may cause a deterioration of the yarn and loss of pile height. Failure does not include a decrease in pile height of the face yarn as a result of surface compression due to normal wear.

Backing - Tuft Bind and Delamination

Turf Suppliers warrants that under normal use when installed and maintained as recommended, its landscape artificial grass will meet industry standards for tuft bind and will not delaminate from the face of the turf. Note: The construction, blade, and backing used are designed and engineered for use in general landscape applications only.

Warranty Claims Process If any of the above problems occur and you need warranty service, the original purchaser should notify the authorized Turf Suppliers Dealer and submit the following in writing:

- A valid proof of purchase or other documents establishing proof of purchase.
- A detailed description of the problem and/or photographs/samples that clearly show the warranty issue.

Product defects must be reported 30 days from the purchase receipt or install date. To ensure your warranty remains valid, we recommend that you log all maintenance and care of your synthetic lawn, including regular cleaning and reapplication of infill, and keep all records and receipts.

OUR PRODUCT WARRANTY COVERS THE FOLLOWING:

- Any defects in manufacturing, including issues related to turf backing, tuft bind, and yarn breakage.
- Fading - our synthetic turf products are designed to withstand the elements and resist fading from sun exposure, ensuring your lawn looks vibrant and lush for years to come. In the unlikely event that any fading does occur, we will promptly address and repair the issue at no additional cost to you. However, if any UV rays are reflected off windows within 20 meters of the area and cause the product to fade or melt, the warranty will be void. As you enjoy your new artificial turf lawn, it is important to keep in mind that certain types of damage, such as cuts, burns, and intentional damage, are not covered under warranty.
- Additionally, natural wear and tear over the years are not covered. Proper maintenance and care of your synthetic lawn are crucial to ensure its longevity and warranty coverage.

Disclosures

It is important to note that synthetic grass products are not completely maintenance-free. While our products require less maintenance than traditional grass, regular care is still necessary to keep your synthetic lawn looking its best. This includes brushing the turf to keep the fibres upright, removing debris, and periodically adding infill to maintain bounce and appearance. Our products are designed to be non-toxic and safe for children and pets, but caution is advised during installation and maintenance, as some infill materials may contain harmful chemicals if ingested. Keep small children and pets away from these areas, and properly dispose of any unused infill materials according to local regulations. Additionally, our irrigation policy includes post-installation testing to ensure system functionality. Any repairs after the initial test are subject to a \$280 fee per visit, which includes parts and labour. We are committed to ensuring our customers are fully informed about our products and services, and we are happy to address any further questions regarding our warranty and disclosures.



ALLSURFACE

About Our Products

Synthetic turf consists of three main components: backing, fibre, and infill materials. The backing, made from polyester, provides stability and flexibility for easier installation. Fibres, resembling grass blades, **are made from nylon, polyethylene, or a blend**. Nylon offers superior durability, while polyethylene provides a more natural look and feel.

Below are the most common types of synthetic turf fibres, along with their differences:

Polyethylene (PE): Polyethylene fibres are more flexible than nylon, giving them a more natural look and feel that closely resembles natural grass. They are also typically more comfortable to walk and play on because of their softer texture.

Nylon (PA): Nylon fibres are very strong, durable, and long-lasting. They are also able to hold their shape and maintain their resilience over time, making them a popular choice for high-traffic areas such as sports fields.

Texturized fibres: Texturized fibres offer increased durability and resilience without sacrificing the natural look and feel of the turf. The texturized design helps to keep the fibres upright, even in high-traffic areas.

Blended fibres: Many synthetic turf products are made using a blend of fibre materials, such as nylon and polyethylene. Blended fibres can offer the best of both materials, providing durability and resilience while still maintaining a natural look and feel.

Edging

When it comes to the installation process, there are three basic edging types that homeowners prefer:

- **Timber Edging** - Provides a durable, natural wood finish. Treated wood is used to create a border surrounding the installation area.
- **Concrete Paver Edging** - Gives a neutral, modern look. Concrete pavers can easily be installed by pavers of your choice and are readily available at your nearest landscaping store.
- **Plastic Edging** - Simple black plastic edging available in three heights, 2 inches, 4 inches, and 6 inches.



Cooling Fibres

Cooling fibres in synthetic turf reduce surface temperatures during hot weather by reflecting infrared light, making the turf up to 10 degrees cooler. This technology enhances comfort, prevents heat stress for athletes and pets, extends turf lifespan, and lowers cooling costs for nearby buildings. Cooling fibres, often made with ceramic or silica particles, are embedded in a polymer coating. Technologies like Cool Yarn and HydroChill further cool turf surfaces. While slightly more expensive, these innovations are growing in popularity, particularly in hot climates. Turf Suppliers Canada offers high-quality options with expert guidance.



Putting Green

BOGEY PUTT LG-60

Pile Height: 19mm
Gauge: 3/16"
Density: 67200 Stitches/M2
Fibre Colour: Emerald Green + Olive Green
Backing: PP+PP+PU



MONEY PUTT DG-60

Pile Height: 19mm
Gauge: 3/16"
Density: 60900 Stitches/M2
Fibre Colour: Emerald Green + Olive Green
Backing: PP+PP+PU



PRO GOLF 700-S

Backing: Rubber Backing



Landscape Series

LG-60 LIGHT GREEN

Fibre Colour: 4 Tones
Pile Height: 35 mm
Face Weight: 60 oz
Backing: Dual PP Layers



NG-60 NEUTRAL GREEN

Blade: Wave Blade
Pile Height: 1.625"
Face Weight: 58 oz
Backing: Dual PP Layers



DG-60 DARK GREEN

Blade: Wave Blade
Pile Height: 1.38"
Face Weight: 55 oz
Backing: Dual PP Layers



Traffic Series

TT-LG-100 LIGHT GREEN

Fibre Colour: 4 Tones
Pile Height: 40 mm
Face Weight: 90 oz
Backing: Dual PP Layers



TT-NG-100 NEUTRAL GREEN

Blade: Wave Blade
Pile Height: 2"
Face Weight: 90 oz
Backing: Dual PP Layers



TT-DG-100 DARK GREEN

Blade: Wave Blade
Pile Height: 1.58"
Face Weight: 89 oz
Backing: Dual PP Layers



Pet Series

PET LAY

Blade: S Blade
Pile Height: 1.25"
Face Weight: 71 oz
Backing: Single PP Layer+Mesh



Sport Series

PL929 - FRESH GRASS

Pile Height: 1 1/4"
Gauge: 3/8"
Pile Weight: 60 oz
Fibre Colour: Field with Forest/Olive Thatch
Backing: Dual PP Layers



PL981 - LIVING EXTREME

Pile Height: 1-1/2"
Gauge: 0.375"
Face Weight: 52 oz
Fibre Colour: Field/Olive with Olive/Tan Thatch
Backing: ArmorLoc™ 3L PP/PET



FIELDER'S CHOICE 50

Pile Height: 1 3/4"
Gauge: 1/2"
Pile Weight: 50 oz
Fibre Colour: Field; Terra Cotta
Backing: Dual PP Layers



FIELDER'S CHOICE 60

Pile Height: 2"
Gauge: 1/2"
Pile Weight: 60 oz
Fibre Colour: Field; Terra Cotta
Backing: Dual PP Layers




FIELDER'S CHOICE 10000 52

Pile Height: 1 7/8"
Gauge: 1/2"
Pile Weight: 52 oz
Fibre Colour: Field; Terra Cotta
Backing: Dual PP Layers




FIELDER'S CHOICE BROWN

Pile Height: 1 3/4"
Gauge: 1/2"
Pile Weight: 50 oz
Fibre Colour: Brown
Backing: Dual PP Layers



Sport Series

FIELDER'S CHOICE RED CLAY



Pile Height: 1 3/4"
Gauge: 1/2"
Pile Weight: 50 oz
Fibre Colour: Red Clay
Backing: Dual PP Layers

GAMECHANGER 40Z



Pile Height: 2"
Gauge: 1/2"
Pile Weight: 40 oz
Fibre Colour: Field; Field/Lime
Backing: Dual PP Layers

GAMECHANGER 46Q



Pile Height: 2 1/4"
Gauge: 1/2"
Pile Weight: 6 oz
Fibre Colour: Field; Field/Lime
Backing: Dual PP Layers

GAMECHANGER 52H



Pile Height: 2 7/16"
Gauge: 1/2"
Pile Weight: 52 oz
Fibre Colour: Field; Field/Lime
Backing: Dual PP Layers

POWERHOUSE 40 Z



Pile Height: 2"
Gauge: 1/2"
Pile Weight: 40 oz
Fibre Colour: Field; Field/Lime
Backing: Dual PP Layers

POWERHOUSE 46Q



Pile Height: 2 1/4"
Gauge: 1/2"
Pile Weight: 46 oz
Fibre Colour: Field; Field/Lime
Backing: Dual PP Layers

POWERHOUSE 52H



Pile Height: 2 1/2"
Gauge: 1/2"
Pile Weight: 52 oz
Fibre Colour: Field; Field/Lime
Backing: Dual PP Layers

FAST GRASS 740




Pile Height: 3/4"
Gauge: 1/4"
Pile Weight: 40 oz
Fibre Colour: Field Green; White
Backing: Dual PP Layers

Sport Series


FAST GRASS 740 - BLUE

Pile Height: 3/4"
Gauge: 1/4"
Pile Weight: 40 oz
Fibre Colour: Blue; White
Backing: Dual PP Layers



FAST GRASS 740 - BLACK

Pile Height: 3/4"
Gauge: 1/4"
Pile Weight: 40 oz
Fibre Colour: Black; White
Backing: Dual PP Layers



Accessories

NAILS

Comes with 5"
galvanized turf nails
in 50lb boxes




SEAM TAPE

Comes in rolls of
50-100ft by 1 ft



GLUE

Comes in 1 gallon
containers



LANDSCAPE MICROFIBRE WEED BARRIER

5x300



Certifications

All of our artificial grass meets the following guidelines:



FIFA Approval is based on the evaluation of seven distinct characteristics of a soccer ball. For our turf product to meet FIFA's high standards, it must excel in quality, durability, and playability.



The Canadian Standards Association (CSA) establishes performance standards for artificial grass shock pads, ensuring safety through requirements for thickness, compression, resilience, and testing.



ISO 14001 defines requirements for environmental management systems, guiding organizations toward sustainable operations worldwide.



ISO 9001 defines requirements for quality management systems, serving as the global standard for ensuring quality and enhancing customer satisfaction.



The SGS RoHS Program ensures compliance with global restricted substances regulations. Our grass products are free of detectable Lead, Cadmium, Mercury, and Chromium.



Synthetic turf surfaces are flame-retardant. Fires remain contained to fuel-saturated areas, with fibres melting away from the flame to prevent spread.



TURF SUPPLIERS

INSTALLATION

A DIVISION OF ALL SURFACE PRODUCTS



Kid & Pet-Friendly



Chemical Free



Eco-Friendly



No Muddy Paws



All Season Use



Unit A - 10324 Scott Road,
Surrey BC V3V 4G1

turfsupplierscanada.com

778.323.0000 | sales@turfsupplierscanada.com